

LIME





SGROSSATURA



LUCIDATURA



LAPPATURA

CODICE

DW/PD .25	DW/PD 12
DW/PD .50	DW/PD 16
DW/PD 1	DW/PD 25
DW/PD 3	DW/PD 40
DW/PD 6	DW/PD 60
DW/PD 8	DW/PD 90

DIMENSIONI

0.25
0.50
1
3
6
8
12
16
25
40
60
90

COLORE

GRIGIO
GRIGIO
BLU
VERDE
GIALLO
ROSSO
BRUNO
NERO
MOGANO
VIOLA
ARANCIO
BIANCO

LAVORAZIONE

MATERIALI

LAPPATURA

Acciaio, Metalli fusi,
Metallografia
Carburi e Ottica

LUCIDATURA

Tutti i materiali
duri


SGROSSATURA

Acciai duri, Carburi,
Zaffiro, Berillio e
Ceramiche

LAPPATURA

LUCIDATURA

SGROSSATURA



1

CODICE	FORMA	SEZIONE in mm		GRANULOMETRIA	
DW 20120		3,8x1,4	100 mm / P. Diam 50 mm	D 64	
DW 20120/R		3,8x1,4			
DW 20220		4,2x1,3			
DW 20320		3x3			
DW 20420		2,2x2,2			D 54
DW 20520		4x1,6			D 91
DW 20620		2,4-1			D 126
DW 20720		4,2x1,2			
DW 20820		3,8x2			D 30
DW 20920		3,5x1,8			D 76
DW 20020		4x1,5			D 107

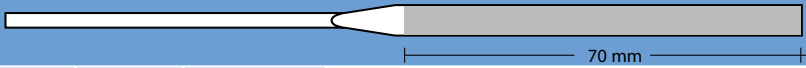













Set DW 1000/5P



2

CODICE	FORMA	SEZIONE in mm		GRANULOMETRIA
DW 19120		5x1,0	140 mm / 70 mm	D 64
DW 19320		2x2		D 107
DW 19420		2,1x2,1		D 54
DW 19520		3x1,5		D 91
DW 19620		2-1		D 151
				D 126

3

CODICE	FORMA	SEZIONE in mm		GRANULOMETRIA									
													
DW 21120		5x1,5	140 mm / P. Diam. 70 mm	<table border="1"> <tr><td>D 64</td></tr> <tr><td>D 107</td></tr> <tr><td>D 181</td></tr> <tr><td>D 54</td></tr> <tr><td>D 91</td></tr> <tr><td>D 151</td></tr> <tr><td>D 30</td></tr> <tr><td>D 76</td></tr> <tr><td>D 126</td></tr> </table>	D 64	D 107	D 181	D 54	D 91	D 151	D 30	D 76	D 126
D 64													
D 107													
D 181													
D 54													
D 91													
D 151													
D 30													
D 76													
D 126													
DW 21120/R		5x1,5											
DW 21220		5,2x1,5											
DW 21320		3,7x3,7											
DW 21420		2,5x2,5											
DW 21520		5,3x2											
DW 21620		3,0-1											
DW 21720		5,2x1,5											
DW 21820		5,4x2,6											
DW 21920		4,8x2,2											
DW 21020		5x2,8											
DW 21020 T 1.1		5x1,1x32											
DW 21020 T 0.9		5x0,9x32											

Set

DW 1400/5P	Confezione in plastica
DW 1400/6P	Confezione in plastica
DW 1400/6H	Confezione in legno



4

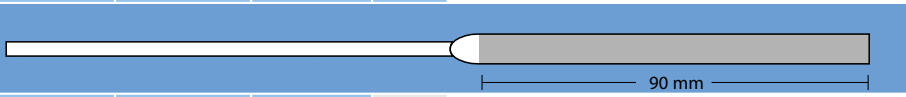











CODICE	FORMA	SEZIONE in mm		GRANULOMETRIA
DW 22120		5,8x1,8	160 mm / P. Diam. 80 mm	D 64
DW 22120/R		5,8x1,8		D 54
DW 22220		5,8x1,5		D 91
DW 22320		4x4		D 107
DW 22420		2,7x2,7		D 181
DW 22520		5,8x2,2		D 151
DW 22620		3,0-1		D 126
DW 22720		6,5x2		
DW 22820		6x3		
DW 22920		5,5x2,5		
DW 22020		5,5x1,7		

Set

DW 1600/5P Confezione in plastica
 DW 1600/6H Confezione in legno




5

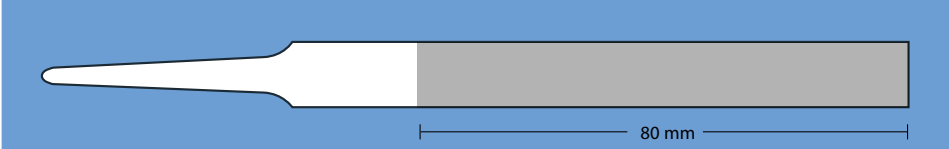






CODICE	FORMA	SEZIONE in mm		GRANULOMETRIA		
				D 30	D 64	D 107
						
DW 23120		6,8x1,8	200 mm / P. Diam. 90 mm			
DW 23120 R		6,8x1,8				
DW 23220		8,4x2,2				
DW 23320		4,5x4,5			D 64	D 107
DW 23420		3x3				
DW 23520		6,5x2,5			D 54	D 91
DW 23620		3,8-1				
DW 23720		6,6x1,2				
DW 23820		8x3,5				
DW 23920		6,4x2,6			D 151	D 181
DW 23020		6x2,2			D 30	D 76

Set








DW 200/5P Custodia in plastica



6

CODICE	FORMA	SEZIONE in mm		GRANULOMETRIA
				
DW 1300/40		10,8x1,8	100 mm / P. Diam. 80 mm	D 91
DW 6600/40		3-1		D 76
DW 6640/40		3,5x3,5		D 126
DW 6630/40		5x5		D 181
DW 6620/40		9x3,5		D 64
DW 6670/40		10x1,5		D 107
				D 151

7

CODICE	FORMA	SEZIONE in mm		GRANULOMETRIA
				
DW 1320/50		12x3,5	125 mm / P. Diam. 90 mm	D 91
DW 6600/50		5-2		D 126
DW 6640/50		5,5x5,5		D 181
DW 6630/50		8x8		D 76
DW 6610/50		12x3,5		D 107
DW 6620/50		12x4,5		D 151








8

CODICE	FORMA	SEZIONE in mm		GRANULOMETRIA
<p style="text-align: center;">110 mm</p>				
DW 1300/60		13x4	150 mm / P. Diam. 110 mm	D 91
DW 6600/60		6-2		D 126
DW 6640/60		6x6		D 181
DW 6630/60		9,5x9,5		D 76
DW 6610/60		15x4		D 107
DW 6620/60		16x5,5		D 151

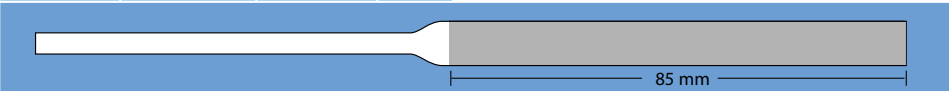





9

CODICE	FORMA	SEZIONE in mm		GRANULOMETRIA
<p style="text-align: center;">160 mm</p>				
DW 1320/70		20x4	200 mm / P. Diam. 160 mm	D 91
DW 6600/70		8-2		D 126
DW 6640/70		8x8		D 181
DW 6630/70		14x14		D 76
DW 6610/70		21x5		D 107
DW 6620/70		21x6		D 151

10

CODICE	FORMA	SEZIONE in mm		GRANULOMETRIA
				
DW 1400/10		10x4	200 mm / P. Diam. 160 mm	D 91 D 126 D 181 D 76 D 107 D 151
DW 1400/12		12x4		
DW 1400/15		15x4		
DW 1400/20		20x4		
DW 1400/25		25x4		
DW 1400/30		30x4		

11

CODICE	FORMA	SEZIONE in mm		GRANULOMETRIA
				
DW 3200/50		9x3	170 mm / P. Diam. 85 mm	D 91 D 126 D 181 D 76 D 107 D 151
DW 3210/50		5-1		
DW 3220/50		5x5		
DW 3230/50		6x6		
DW 3240/50		9x3		

Set

DW 4150/5P Confezione in plastica



12

CODICE	FORMA	SEZIONE in mm		GRANULOMETRIA
DW 1200/50		10x3	215 mm / P. Diam. 100 mm	D 91
DW 1210/50		7-1,5		D 76
DW 1220/50		5x5		D 126
DW 1230/50		10x10		D 181
DW 1240/50		11x3,5		D 64
				D 107
				D 151

Set

DW 2150/5P Confezione in plastica
 DW 2150/5H Confezione in legno



13

CODICE	FORMA	SEZIONE in mm		GRANULOMETRIA
DW 100		3x1,5	100 mm / P. Diam. 17 mm	D 91
DW 110		1,5x1,5		D 126
DW 120		2x2		D 181
DW 130		3-1		D 76
DW 140		3,5x2		D 107
				D 151

14

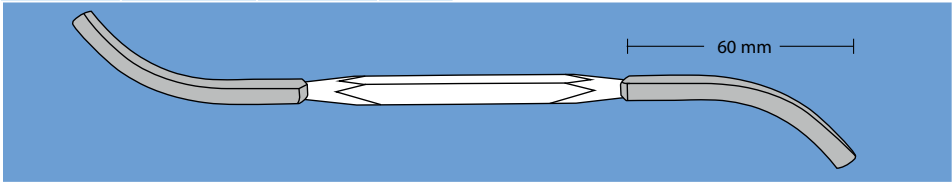





CODICE	FORMA	SEZIONE in mm		GRANULOMETRIA
DW 150		3,5x2	150 mm / P. Diam. 2x 25 mm	
DW 160		4x2		
DW 180		3x1,5		
DW 190		4x2		
DW 200		2x2		
DW 210		3,5x1,5		
DW 220		2x2		
DW 230		2x2		
DW 240		3-1		
DW 250		3-1		
DW 260		3,5x2		
DW 270		3-1		
DW 300		5x1,5		
DW 310		5x1,5		
				D 91 D 126 D 181
				D 76 D 107 D 151

Set

DW 150/5P Confezione in plastica




15

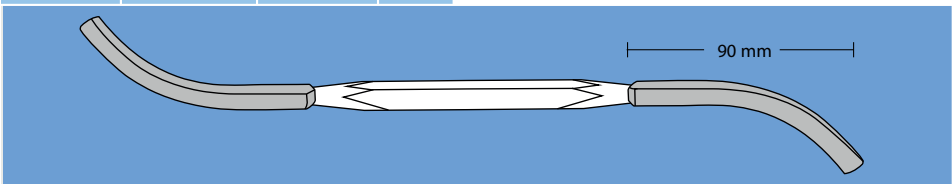





CODICE	FORMA	SEZIONE in mm		GRANULOMETRIA
				
DW 2200/50		7,5x4	200 mm / P. Diam. 2x60 mm	
DW 2210/50		6,5x6,5		D 91
DW 2220/50		6x6		D 126
DW 2230/50		4		D 181
DW 2240/50		9,5x4		D 76
				D 107
				D 151

Set









DW 3150/5H Confezione in legno



16

CODICE	FORMA	SEZIONE in mm		GRANULOMETRIA
				
DW 5200/50		13x4	300 mm / P. Diam. 2x90 mm	
DW 5210/50		10x10		D 91
DW 5220/50		8x8		D 126
DW 5230/50		8-3		D 181
DW 5240/50		10,2x5,8		D 76
				D 107
				D 151

17







CODICE	FORMA	SEZIONE in mm		GRANULOMETRIA
				
DW 6170		4x1	140 mm / P. Diam. 41 mm	D 64
DW 6140		3x3		D 54
DW 6190		2x2		D 91
DW 6210		1-0,8		D 126
DW 6110		3,5x1,5		D 30
DW 6100		3,5x1,5		D 76
DW 6090		3,5x1,5		D 107

Set

DW 6300/5P Confezione in plastica



18

CODICE	FORMA	SEZIONE in mm		GRANULOMETRIA
				
DW 900		2x1	100 mm / P. Diam. 50 mm	D 64
DW 910		2x2		D 54
DW 920		2x2		D 91
DW 930		2x1		D 126
DW 940	 VA	1,5-0,2		D 30
				D 76

Set

DW 990/5P Confezione in plastica



19

CODICE	FORMA	SEZIONE in mm		GRANULOMETRIA
4/6/8/10		50 mm		D 64
2 mm		0,3 mm		D 107
DW 24040		4x(2-0,3)	160 mm / P. Diam. 50 mm	D 181
DW 24060		6x(2-0,3)		D 151
DW 24080		8x(2-0,3)		D 91
DW 24100		10x(2-0,3)		D 54
				D 30
				D 76
				D 126

Set

DW 24110/10P Custodia in plastica

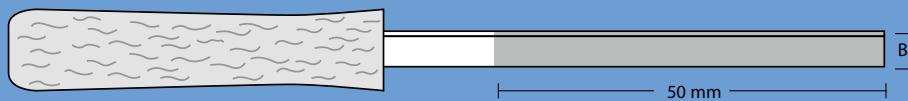
COMPOSIZIONE SET

- 4 LIME DA 4 mm
- 3 LIME DA 6 mm
- 3 LIME DA 8 mm



20

CODICE	FORMA	SEZIONE in mm B	SPESSORE in mm
--------	-------	-----------------------	-------------------



DW 040/0,2*		4	0,2*
DW 040/0,3*			0,3**
DW 040/0,4			0,4
DW 040/0,5			0,5
DW 04/00,6			0,6
DW 040/0,7			0,7
DW 040/0,8			0,8
DW 040/0,9			0,9
DW 040/1,0			1,0
DW 060/0,2*			
DW 060/0,3**	0,3**		
DW 060/0,4	0,4		
DW 060/0,5	0,5		
DW 060/0,6	0,6		
DW 060/0,7	0,7		
DW 060/0,8	0,8		
DW 060/0,9	0,9		
DW 060/1,0	1,0		
DW 080/0,2*		8	
DW 080/0,3**			0,3**
DW 080/0,4			0,4
DW 080/0,5			0,5
DW 080/0,6			0,6
DW 080/0,7			0,7
DW 080/0,8			0,8
DW 080/0,9			0,9
DW 080/1,0			1,0
DW 100/0,2*			
DW 100/0,3**	0,3**		
DW 10/00,4	0,4		
DW 100/0,5	0,5		
DW 100/0,6	0,6		
DW 100/0,7	0,7		
DW 100/0,8	0,8		
DW 100/0,9	0,9		
DW 100/1,0	1,0		

100 mm / P. Diam. 50 mm

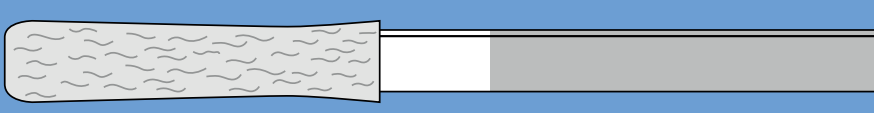









GRANULOMETRIA

D 64
D 91
D 126



D 54
D 76
D 107

*0,2 solo in D54 / D64
 **0,3 solo in D54 / D64 / D76 / D91








21

CODICE	FORMA	SEZIONE in mm		GRANULOMETRIA		
						
DW 0200		0,20x13	180 mm / P. Diam. 80 mm	massimo in D 30		
DW 0300		0,30x13		massimo in D 64		
DW 0400		0,40x13		D 64		
DW 0500		0,50x13		D 91		
DW 0600		0,60x13		D 151		
DW 0700		0,70x13		D 54		
DW 0800		0,80x13		D 76		
DW 0900		0,90x13		D 126		
DW 1000		1,0x13		D 126		

22

CODICE	FORMA	SEZIONE in mm		GRANULOMETRIA		
						
DW 6290		8,5x0,9	140 mm / P. Diam 22 mm	D 30	D 54	D 76
				D 91	D 107	D 126
				D 151	D 181	

23

CODICE	FORMA	SEZIONE in mm		GRANULOMETRIA		
						
DW 27600		5,5x1,5	85 mm / P. Diam. 45 mm	D 64		
DW 27570		3x3		D 91		
DW 27620		2,5x2,5		D 151		
DW 27610		2,5-1		D 54		
DW 27580		5,5x2		D 76		
DW 27590		5x2		D 126		

24

CODICE	FORMA	SEZIONE in mm		GRANULOMETRIA		
DW 3010		2,0 x1,0x15	50	D 91		
DW 3030		3,0 x1,0x15	50			
DW 3050		4,0 x1,0x15	50			
DW 3070		5,0 x2,0x15	50			
DW 3090		5,0 x2,0x25	60			
DW 3010 a		2,0 x1,0x15	50			
DW 3030 a		3,0 x1,0x15	50			
DW 3050 a		4,0 x1,0x15	50			
DW 3070 a		5,0 x2,0x15	50			
DW 3090 a		5,0 x2,0x25	60			
DW 3160		0,5 x4,0x15	50		D 126	
DW 3180		0,75 x4,0x15	50			
DW 3200		1,0 x4,0x15	50			
DW 3240		1,0 x4,0x25	60			
DW 3310		1,0x15	50			
DW 3350		2,0x15	50			
DW 3370		2,0x25	60			
DW 3390		3,0x15	50			
DW 3430		3,0x25	60			
DW 3450		4,0x15	50			
DW 3470	4,0x25	60				
DW 3520		2,0 x1,0x15	50	D 181		
DW 3560		3,5 x2,0x15	50			
DW 3580		3,5 x2,0x25	60			
DW 3600		6,0 x3,0x15	50			
DW 3620		6,0 x3,0x25	60			
DW 3650		2,0 x2,0x15	50			
DW 3670		3,5 x3,5x15	50			
DW 3710		3,5 x3,5x25	60			
DW 3730		4,5 x4,5x15	50			
DW 3750		4,5 x4,5x25	60			
DW 3800		1,0 x4,0x15	50		D 76	
DW 3820		2,0 x6,0x15	50			
DW 3860		2,0 x6,0x25	60			
DW 3900			1,5 x1,5x15			50
DW 3910			2,0 x2,0x15			50
DW 3920	3,0 x3,0x15		50			
DW 3930	4,0 x4,0x15		50			
DW 3940	5,0 x5,0x15		50			
DW 3950	5,0 x5,0x25	60				

25

CODICE	FORMA	SEZIONE in mm	L. TOT	L. DIAM.	
DW 10-M		2,0x 1,5	100	60	
DW 60-M		4,0x 2,0	125	80	
DW 70-M		5,0x 2,0	150	80	
DW 120-M		9,0x 3,2	150	80	
DW 130-M		10,0x 4,0	150	80	
DW 160-M		11,0x 4,0	200	120	
DW 170-M/2		2,0x 1,0	100	60	
DW 170-M/3		3,5x 1,8	125	80	
DW 170-M/4		4,5x 2,0	150	80	
DW 170-M/5		6,0x 2,0	125	80	
DW 170-M/6		9,3x 3,2	150	80	
DW 180-M		2,0x 2,0	100	60	
DW 220-M		3,0x 3,0	125	80	
DW 230-M		4,0x 4,0	125	80	
DW 250-M		5,0x 5,0	150	80	
DW 290-M		8,0x 8,0	150	80	
DW 320-M		10,0x 10,0	200	120	
DW 380-M		3,0x 3,0	125	80	
DW 390-M		4,0x 4,0	125	80	
DW 420-M		6,0x 6,0	150	80	
DW 450-M		8,0x 8,0	150	80	
DW 480-M		10,0x 10,0	200	120	
DW 500-M			2,0x 1,0	100	60
DW 510-M			3,5x 2,0	125	80
DW 520-M	6,0x 3,0		150	80	
DW 530-M	7,5x 4,0		150	80	
DW 660-M	2,0		100	60	
DW 700-M	3,5		125	80	
DW 720-M		4,0	125	80	
DW 730-M		5,0	125	80	
DW 760-M		6,5	150	80	
DW 800-M		10,0	200	120	
DW 890-M			5,0x 2,5	150	80
DW 920-M			8,0x 4,0	150	80
DW 960-M	10,0x 5,0		200	120	

GRANULOMETRIA

D 91

D 126

D 181

D 76

D 107


D 151

26

NON PRODUCIBILI

CODICE	DIAMETRO COMPRESO IL DIAMANTE	GRANULOMETRIA
DW F040	0,4	D 30 <input type="checkbox"/> <input type="checkbox"/>
DW F050	0,5	D 30 D 54 <input type="checkbox"/>
DW F060	0,6	
DW F070	0,7	
DW F080	0,8	
DW F090	0,9	
DW F100	1,0	
DW F110	1,1	
DW F120	1,2	
DW F130	1,3	
DW F140	1,4	
DW F150	1,5	D 54
DW F160	1,6	D 91
DW F170	1,7	D 126
DW F180	1,8	
DW F190	1,9	
DW F200	2,0	
DW F210	2,1	
DW F220	2,2	D 30
DW F230	2,3	D 64
DW F240	2,4	D 107
DW F250	2,5	
DW F260	2,6	
DW F270	2,7	
DW F280	2,8	
DW F290	2,9	
DW F300	3,0	
DW F310	3,1	

27

CODICE	DIMENSIONI IN mm (LARGHEZZA X LUNGHEZZA)	GRANULOMETRIA
		
DW F1000	10 x 50	D 181
DW F1500	10 x 100	D 151
DW F2000	20 x 50	D 126
DW F2500	20 x 100	D 107
DW F3000	25 x 50	D 91
DW F3500	25 x 100	D 91
DW F4000	30 x 50	D 76
DW F4500	30 x 100	D 64
DW F5000	40 x 50	D 54
DW F5500	40 x 100	D 30
DW F6000	50 x 50	D 30
DW F6500	50 x 100	D 20

28

CODICE	LUNGH. TOT	LUNGH. A in mm	LUNGH. B in mm	GRANULOMETRIA
				D 54
DW L/100	170	42	10	D 35

29

CODICE	LUNGH. A in mm	LUNGH. B in mm	GRANULOMETRIA
			D 54
DW A2000	200	70	D 35
DW A1500	150	50	
DW A1200	120	25	
			D 54
DW B2000	200	70	D 35
DW B1500	150	50	
DW B1200	120	25	